



2022 IHF Men's Super Globe
Saudi Arabia (Dammam)
 Group C, 2. round



Match Team Statistics

Match No. 5

Al-Kuwait 26 - 47 Lomza Industria K
 (14 - 23) (12 - 24)

19.10.2022. 12:15

Attendance: 182

Dammam Sports Hall

Referees: Boris Milosevic (CRO) / Robert Schulze (GER) / Bon-Ok Koo (KOR)

Al-Kuwait

| # | Surname and name | S | Goals / shots | | | | | | | | Attack | | | | Def. | | | Penalties | | | | TP | | | | | | | |
|----|------------------------|---|---------------|-----|------|-----|------|-----|-----|------|--------|-----|----|----|------|----|-----|-----------|-----|----|----|----|---|---|---|---|--|--|-------|
| | | | Tot. | % | 9m | 6m | Wing | 7m | FB | Brk. | LD | As. | PC | E7 | E2 | TF | St. | C7 | Blk | YC | 2m | | R | B | | | | | |
| 5 | ABDULLAH Alkhomees | | 1/2 | 50 | 0/1 | | | | | | | | | | 3 | | | | | | | | | | | | | | 30:22 |
| 6 | SALEH Ali | | 5/7 | 71 | | 1/1 | 0/1 | 3/4 | | 1/1 | | | | | | | | | | | | | | | | | | | 39:23 |
| 8 | LAZOVIC Vuk | S | 1/1 | 100 | | 1/1 | | | | | | | | | | | | | | | | | | | | | | | 49:16 |
| 10 | ALSHAMMARI Nawaf | S | 2/3 | 67 | 1/2 | | | | | 1/1 | | | | | | | | | | | | | | | | | | | 10:25 |
| 15 | MAAREF Yousef | | 1/2 | 50 | 1/1 | | | | | 0/1 | | | | 1 | 1 | | | | | | | | | | | | | | 27:09 |
| 20 | ALHARBI Mishaal | | 2/4 | 50 | | | | 1/2 | 1/2 | | | | | | | | | | | | | | | | | | | | 19:47 |
| 22 | SAFAR Hasan | S | | | | | | | | | | | | | | | | | | | | | | | | | | | 20:34 |
| 23 | ALADWANI Saif | | 1/5 | 20 | 0/3 | 1/1 | 0/1 | | | | | | | | | | | | | | | | | | | | | | 25:02 |
| 30 | MARZO Frankis Carol | S | 4/13 | 31 | 3/11 | | | | | 1/1 | 0/1 | | | 1 | | 3 | 1 | 3 | | | | | | | | | | | 40:03 |
| 31 | HERNANDEZ Angel Dariel | S | 6/12 | 50 | 4/9 | | | | | | 2/3 | | | 1 | 1 | 2 | | 1 | | | | | | | | | | | 50:38 |
| 34 | ALDOUSARI Abdoulaziz | | 0/1 | 0 | 0/1 | | | | | | | | | | | | | | | | | | | | | | | | 21:51 |
| 69 | JABALLAH Jihed | S | | | | | | | | | | | | | | | | | | | | | | | | | | | 5:48 |
| 72 | ZOUAOUI Anis | | 3/4 | 75 | | 2/2 | 0/1 | | | 1/1 | | | | | | | | | | | | | | | | | | | 29:39 |
| 86 | ALSHAMMARI Abdulrahman | | | | | | | | | | | | | | | | | | | | | | | | | | | | 11:12 |
| 94 | SAFAR Ali | S | | | | | | | | | | | | | | | | | | | | | | | | | | | 38:51 |
| | Team / bench | | | | | | | | | | | | | | | | | | | | | | | | | | | | |
| | UKUPNO | | 26/54 | 48 | 9/28 | 5/5 | 1/5 | 4/6 | 3/4 | 4/6 | 0/0 | | | 6 | 2 | 5 | 1 | 15 | 2 | 3 | 0 | 0 | 0 | 2 | 0 | 0 | | | |

| # | Surname and name | Saves / shots | | | | | | | | |
|----|------------------|---------------|----|------|------|------|-----|------|------|-----|
| | | Tot. | % | 9m | 6m | Wing | 7m | FB | Brk. | LD |
| 22 | SAFAR Hasan | 0/17 | 0 | 0/4 | 0/5 | | | 0/6 | 0/2 | |
| 94 | SAFAR Ali | 5/34 | 15 | 2/7 | 1/10 | 0/3 | 2/3 | 0/7 | 0/4 | |
| | TOTAL | 5/51 | 10 | 2/11 | 1/15 | 0/3 | 2/3 | 0/13 | 0/6 | 0/0 |

Coach: Tiago Jorge Basilio De Oliveira

Number of attacks: 63, Efficiency: 41%, Average Duration: 37.16 seconds

Attack by type of defense

| | Shots | 9m | 6m | Wing | TF | E7 | E2 |
|-------------|-------|------|-----|------|----|----|----|
| On def. 6-0 | 19/44 | 9/28 | 5/5 | 1/5 | 15 | 5 | 1 |
| Fastbreak | 3/4 | | | | 0 | 0 | 0 |

Defense by type

| | Total | 9m | 6m | Wing | Stl. | C7 | 2m |
|-----------|-------|------|-------|------|------|----|----|
| Def. 6-0 | 32/40 | 9/14 | 14/17 | 3/3 | 2 | 3 | 2 |
| Fastbreak | 14/14 | | | | 0 | 0 | 0 |

Attack with superiority / minority / goalkeeper out

| | Attack | | | | Reaction | | |
|-----------------|--------|------|-------|----|----------|-----|------|
| | Att. | Eff. | Shots | TF | FB | LD | Tot. |
| 6 on 6 (GK out) | 1 | 0% | 0/0 | 1 | 1/1 | 0/0 | 1/1 |
| 6 on 6 | 58 | 40% | 23/45 | 13 | | | |
| 6 on 5 | 2 | 50% | 1/1 | 1 | | | |
| 5 on 6 | 2 | 100% | 2/2 | 0 | | | |

Player superiority / GK out counted at the end of attack (in case it changes during attack)

Defense with superiority / minority / goalkeeper out

| | Attack | | | | Reaction | | |
|-----------------|--------|------|-------|----|----------|-----|------|
| | Att. | Eff. | Shots | TF | FB | LD | Tot. |
| 6 on 6 (GK out) | 2 | 100% | 2/2 | 0 | 0/0 | 0/0 | 0/0 |
| 6 on 6 | 58 | 72% | 42/49 | 9 | | | |
| 6 on 5 | 3 | 100% | 3/3 | 0 | | | |

Numbers show attacking numbers of opponent. Lower efficiency of opponent means better defense of this team

Jersey number Tot. Total shooting 6m 6m (line) shooting 9m 9m shooting Wng Wing shooting FB Fastbreak sh. 7m 7m penalty sh.
 Brk. Breakthrough sh. LD Long distance sh. As. Assists PC Pass clear chance E7 Earned 7m pen. TF Technical faults St. Steals
 2m 2m punishments C7. Committed 7m E2 Earned 2m pun. YC. Yellow cards R/B Red/Blue cards Blk. Blocks S Starting Line-up



2022 IHF Men's Super Globe
Saudi Arabia (Dammam)
 Group C, 2. round



Match Team Statistics

Match No. 5

Al-Kuwait 26 - 47 Lomza Industria K
 (14 - 23) (12 - 24)

19.10.2022. 12:15

Attendance: 182

Dammam Sports Hall

Referees: Boris Milosevic (CRO) / Robert Schulze (GER) / Bon-Ok Koo (KOR)

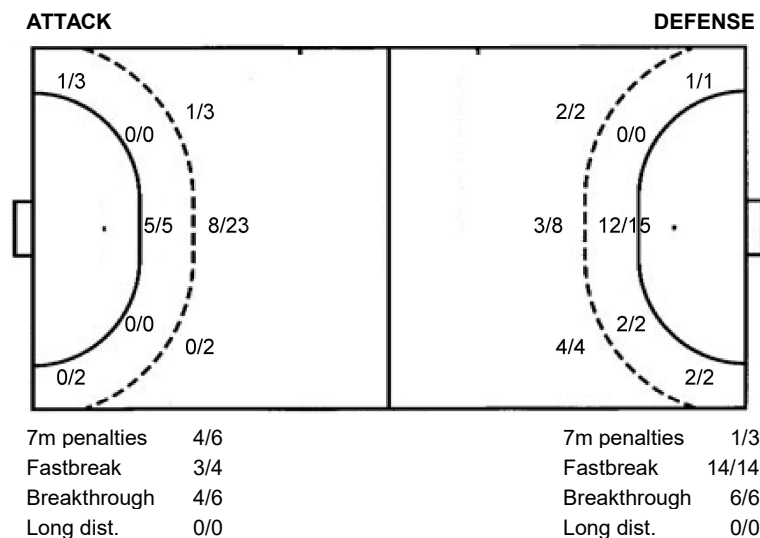
Shot distribution by player

| | | | | | | |
|--|---|-------------------------------|---|--|---|---|
| 5 A. Abdullah 0/1 1/1 | 6 A. Saleh 1/1 0/1 0/1 1/1 3/3 | 8 V. Lazovic 1/1 | 10 N. Alshammari 0/1 1/1 lob | 15 Y. Maaref 1 block 1/1 | 20 M. Alharbi 0/1 0/1 1/1 1/1 lob | 23 S. Aladwani 0/1 0/1 1/1 1 post 1 miss. |
| 30 F. Marzo 0/1 1/1 1/1 1/3 0/1 1/2 2 miss. 2 block | 31 A. Hernandez 1/2 0/1 2/2 2/2 0/1 1/1 1 post 1 miss. 1 block | 34 A. Aldousari 0/1 | 69 J. Jaballah | 72 A. Zouaoui 1/2 1/1 1/1 | 86 A. Alshammari | TOTAL 2/7 1/4 2/2 2/6 3/5 5/7 5/6 4/5 2 post 4 miss. 4 block 2/2 lob |

Saves distribution goalkeepers

| | | |
|---|--|---|
| 22 H. Safar 0/1 0/1 0/3 0/2 0/6 0/3 | 94 A. Safar 1/4 0/2 0/5 2/7 0/1 2/10 0/2 0/4 | TOTAL 1/5 0/2 0/6 2/10 0/3 2/16 0/2 0/7 |
|---|--|---|

Shots by position



Shooting statistics

| Position | Goals | Sav. | Miss. | Post | Blk. | Total | % |
|--------------|-----------|-----------|----------|----------|----------|-----------|-----------|
| Back (9m) | 9 | 10 | 4 | 2 | 3 | 28 | 32 |
| Line (6m) | 5 | 0 | 0 | 0 | 0 | 5 | 100 |
| Wing | 1 | 4 | 0 | 0 | 0 | 5 | 20 |
| 7m penalties | 4 | 2 | 0 | 0 | 0 | 6 | 67 |
| Fastbreak | 3 | 0 | 0 | 0 | 1 | 4 | 75 |
| Breakthrough | 4 | 2 | 0 | 0 | 0 | 6 | 67 |
| Total | 26 | 18 | 4 | 2 | 4 | 54 | 48 |

Jersey number Tot. Total shooting 6m 6m (line) shooting 9m 9m shooting Wng Wing shooting FB Fastbreak sh. 7m 7m penalty sh.
 Brk. Breakthrough sh. LD Long distance sh. As. Assists PC Pass clear chance E7 Earned 7m pen. TF Technical faults St. Steals
 2m 2m punishments C7. Committed 7m E2 Earned 2m pun. YC. Yellow cards R/B Red/Blue cards Blk. Blocks S Starting Line-up



2022 IHF Men's Super Globe
Saudi Arabia (Dammam)
Group C, 2. round



Match Team Statistics

Match No. 5

Al-Kuwait 26 - 47 Lomza Industria K
(14 - 23) (12 - 24)

19.10.2022. 12:15

Attendance: 182

Dammam Sports Hall

Referees: Boris Milosevic (CRO) / Robert Schulze (GER) / Bon-Ok Koo (KOR)

Lomza Industria Kielce

| # | Surname and name | S | Goals / shots | | | | | | | | Attack | | | | Def. | | | Penalties | | | TP | | | | |
|----|--------------------|---|---------------|-----|------|-------|------|-----|-------|------|--------|-----|----|----|------|----|-----|-----------|-----|----|----|----|---|-------|---|
| | | | Tot. | % | 9m | 6m | Wing | 7m | FB | Brk. | LD | As. | PC | E7 | E2 | TF | St. | C7 | Blk | YC | | 2m | R | B | |
| 1 | KORNECKI Mateusz | S | | | | | | | | | | | | | | 1 | | | | | | | | 59:13 | |
| 4 | SANCHEZ Miguel | | 3/3 | 100 | | 1/1 | 1/1 | | 1/1 | | | | | | | | | 2 | | | | | | 28:10 | |
| 5 | OLEJNICZAK Michal | S | 1/1 | 100 | | | | | 1/1 | | | | | | 1 | | | | | | 1 | | | 41:51 | |
| 6 | WIADERNY Szymon | S | 7/9 | 78 | | 1/1 | | 1/3 | 5/5 | | | | | | | | | 2 | | | | | | 26:32 | |
| 9 | SICKO Szymon | | 3/5 | 60 | 1/3 | | | | | 2/2 | | | | | 4 | | | | | | 1 | 1 | | 28:08 | |
| 10 | DUJSHEBAEV Alex | S | 5/7 | 71 | 2/4 | | | | 2/2 | 1/1 | | | | | 6 | 1 | 1 | 1 | 2 | | | | | 23:03 | |
| 11 | TOURNAT Nicolas | | 9/11 | 82 | | 7/9 | | | 2/2 | | | | | | | | | | | | | | | 28:00 | |
| 18 | KARACIĆ Igor | S | 0/1 | 0 | 0/1 | | | | | | | | | | 1 | | | | | | | | | 19:18 | |
| 23 | MORYTO Arkadiusz | | 1/1 | 100 | 1/1 | | | | | | | | | | 1 | | | | | | | | | 13:18 | |
| 24 | DUJSHEBAEV Daniel | S | 4/4 | 100 | 2/2 | | | | | 2/2 | | | | | 3 | | | | | | | 2 | | 34:52 | |
| 25 | THRASTARSON Haukur | | 2/2 | 100 | 1/1 | | | | | 1/1 | | | | | 5 | | | | | | 1 | 1 | | 27:59 | |
| 29 | REMILI Nedim | | 2/2 | 100 | 2/2 | | | | | | | | | | 3 | 1 | | | | | 1 | 1 | | 13:22 | |
| 33 | WOLFF Adreas | S | | | | | | | | | | | | | | | | | | | | | | 1:16 | |
| 34 | PACZKOWSKI Pawel | | 4/4 | 100 | | | 2/2 | | 2/2 | | | | | | 1 | | | | | | | | | 22:28 | |
| 48 | GEBALA Tomasz | | | | | | | | | | | | | | 2 | | | | | | | 2 | 1 | 22:03 | |
| 50 | KARALEK Artsem | | 6/7 | 86 | | 5/6 | | | 1/1 | | | | | | 1 | | | | 1 | 1 | 3 | | | 30:27 | |
| | Team / bench | | | | | | | | | | | | | | | | | | | | | | | | |
| | UKUPNO | | 47/57 | 82 | 9/14 | 14/17 | 3/3 | 1/3 | 14/14 | 6/6 | 0/0 | | | | 28 | 3 | 3 | 2 | 9 | 8 | 5 | 4 | 0 | 1 | 0 |

| # | Surname and name | Saves / shots | | | | | | | | |
|----|------------------|---------------|----|-------|-----|------|-----|-----|------|-----|
| | | Tot. | % | 9m | 6m | Wing | 7m | FB | Brk. | LD |
| 1 | KORNECKI Mateusz | 18/43 | 42 | 10/19 | 0/5 | 4/5 | 2/5 | 0/3 | 2/6 | |
| 33 | WOLFF Adreas | 0/1 | 0 | | | | 0/1 | | | |
| | TOTAL | 18/44 | 41 | 10/19 | 0/5 | 4/5 | 2/6 | 0/3 | 2/6 | 0/0 |

Coach: Talant Dujshbaev

Number of attacks: 63, Efficiency: 75%, Average Duration: 20.31 seconds

Attack by type of defense

| | Shots | 9m | 6m | Wing | TF | E7 | E2 |
|-------------|-------|------|-------|------|----|----|----|
| On def. 6-0 | 32/40 | 9/14 | 14/17 | 3/3 | 9 | 3 | 2 |
| Fastbreak | 14/14 | | | | 0 | 0 | 0 |

Defense by type

| | Total | 9m | 6m | Wing | Stl. | C7 | 2m |
|-----------|-------|------|-----|------|------|----|----|
| Def. 6-0 | 19/44 | 9/28 | 5/5 | 1/5 | 8 | 5 | 1 |
| Fastbreak | 3/4 | | | | 0 | 0 | 0 |

Attack with superiority / minority / goalkeeper out

| | Attack | | | | Reaction | | |
|-----------------|--------|------|-------|----|----------|-----|------|
| | Att. | Eff. | Shots | TF | FB | LD | Tot. |
| 6 on 6 (GK out) | 2 | 100% | 2/2 | 0 | 0/0 | 0/0 | 0/0 |
| 6 on 6 | 58 | 72% | 42/49 | 9 | | | |
| 6 on 5 | 3 | 100% | 3/3 | 0 | | | |

Player superiority / GK out counted at the end of attack (in case it changes during attack)

Defense with superiority / minority / goalkeeper out

| | Attack | | | | Reaction | | |
|-----------------|--------|------|-------|----|----------|-----|------|
| | Att. | Eff. | Shots | TF | FB | LD | Tot. |
| 6 on 6 (GK out) | 1 | 0% | 0/0 | 1 | 1/1 | 0/0 | 1/1 |
| 6 on 6 | 58 | 40% | 23/45 | 13 | | | |
| 6 on 5 | 2 | 50% | 1/1 | 1 | | | |
| 5 on 6 | 2 | 100% | 2/2 | 0 | | | |

Numbers show attacking numbers of opponent. Lower efficiency of opponent means better defense of this team

Jersey number Tot. Total shooting 6m 6m (line) shooting 9m 9m shooting Wng Wing shooting FB Fastbreak sh. 7m 7m penalty sh.
Brk. Breakthrough sh. LD Long distance sh. As. Assists PC Pass clear chance E7 Earned 7m pen. TF Technical faults St. Steals
2m 2m punishments C7. Committed 7m E2 Earned 2m pun. YC. Yellow cards R/B Red/Blue cards Blk. Blocks S Starting Line-up



2022 IHF Men's Super Globe

Saudi Arabia (Dammam)

Group C, 2. round



Match Team Statistics

Match No. 5

Al-Kuwait 26 - 47 Lomza Industria K

(14 - 23) (12 - 24)

19.10.2022. 12:15

Attendance: 182

Dammam Sports Hall

Referees: Boris Milosevic (CRO) / Robert Schulze (GER) / Bon-Ok Koo (KOR)

Shot distribution by player

4 M. Sanchez

| | | |
|-----|-----|--|
| | 1/1 | |
| 1/1 | | |
| 1/1 | | |

5 M. Olejniczak

| | | |
|--|--|-----|
| | | |
| | | |
| | | 1/1 |

6 S. Wiaderny

| | | |
|-----|-----|-----|
| | | 1/1 |
| 0/2 | | 1/1 |
| 3/3 | 1/1 | 1/1 |

9 S. Sicko

| | | |
|--|--|-----|
| | | 2/2 |
| | | |
| | | |

1 post 1 miss. 1/1 lob

10 A. Dujshebaev

| | | |
|-----|--|-----|
| | | 1/1 |
| 1/1 | | 1/1 |
| 2/3 | | |

1 miss.

11 N. Tourmat

| | | |
|-----|--|-----|
| 0/1 | | |
| 2/2 | | 1/1 |
| 3/3 | | 3/3 |

1 post

18 I. Karačić

| | | |
|-----|--|--|
| | | |
| | | |
| 0/1 | | |

23 A. Moryto

| | | |
|-----|--|--|
| 1/1 | | |
| | | |
| | | |

24 D. Dujshebaev

| | | |
|-----|--|-----|
| | | 1/1 |
| 2/2 | | |
| | | 1/1 |

25 H. Thrastarson

| | | |
|-----|--|-----|
| | | |
| 1/1 | | |
| | | 1/1 |

29 N. Remili

| | | |
|-----|--|--|
| 1/1 | | |
| | | |
| 1/1 | | |

34 P. Paczkowski

| | | |
|-----|--|--|
| 1/1 | | |
| 1/1 | | |
| 2/2 | | |

48 T. Gebala

| | | |
|--|--|--|
| | | |
| | | |
| | | |

50 A. Karalek

| | | |
|-----|-----|-----|
| 1/1 | 1/1 | 1/1 |
| | | |
| 2/2 | 1/1 | |

1 miss.

TOTAL

| | | |
|-------|-----|-----|
| 4/5 | 2/2 | 6/6 |
| 8/10 | | 3/3 |
| 14/16 | 2/2 | 7/7 |

2 post 3 miss. 1/1 lob

Saves distribution goalkeepers

1 M. Kornecki

| | | |
|-----|-----|-----|
| 5/7 | 3/4 | 0/2 |
| 4/6 | | 2/5 |
| 2/7 | 1/5 | 1/5 |

33 A. Wolff

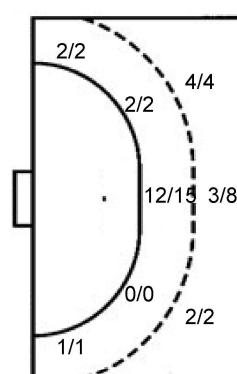
| | | |
|--|-----|--|
| | | |
| | | |
| | 0/1 | |

TOTAL

| | | |
|-----|-----|-----|
| 5/7 | 3/4 | 0/2 |
| 4/6 | | 2/5 |
| 2/7 | 1/6 | 1/5 |

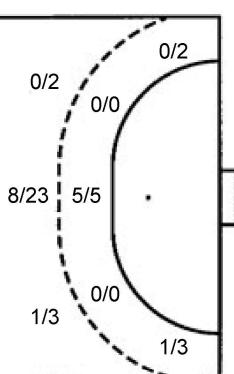
Shots by position

ATTACK



| | |
|--------------|-------|
| 7m penalties | 1/3 |
| Fastbreak | 14/14 |
| Breakthrough | 6/6 |
| Long dist. | 0/0 |

DEFENSE



| | |
|--------------|-----|
| 7m penalties | 4/6 |
| Fastbreak | 3/4 |
| Breakthrough | 4/6 |
| Long dist. | 0/0 |

Shooting statistics

| Position | Goals | Sav. | Miss. | Post | Blk. | Total | % |
|--------------|-----------|----------|----------|----------|----------|-----------|-----------|
| Back (9m) | 9 | 2 | 2 | 1 | 0 | 14 | 64 |
| Line (6m) | 14 | 1 | 1 | 1 | 0 | 17 | 82 |
| Wing | 3 | 0 | 0 | 0 | 0 | 3 | 100 |
| 7m penalties | 1 | 2 | 0 | 0 | 0 | 3 | 33 |
| Fastbreak | 14 | 0 | 0 | 0 | 0 | 14 | 100 |
| Breakthrough | 6 | 0 | 0 | 0 | 0 | 6 | 100 |
| Total | 47 | 5 | 3 | 2 | 0 | 57 | 82 |

Jersey number Tot. Total shooting 6m 6m (line) shooting 9m 9m shooting Wng Wing shooting FB Fastbreak sh. 7m 7m penalty sh.
 Brk. Breakthrough sh. LD Long distance sh. As. Assists PC Pass clear chance E7 Earned 7m pen. TF Technical faults St. Steals
 2m 2m punishments C7. Committed 7m E2 Earned 2m pun. YC. Yellow cards R/B Red/Blue cards Blk. Blocks S Starting Line-up

Handball statistics and livescore by Toma-soft ltd (www.toma-soft.hr)



2022 IHF Men's Super Globe

Saudi Arabia (Dammam)

Group C, 2. round



Match Team Statistics

Match No. 5

Al-Kuwait 26 - 47 Lomza Industria K

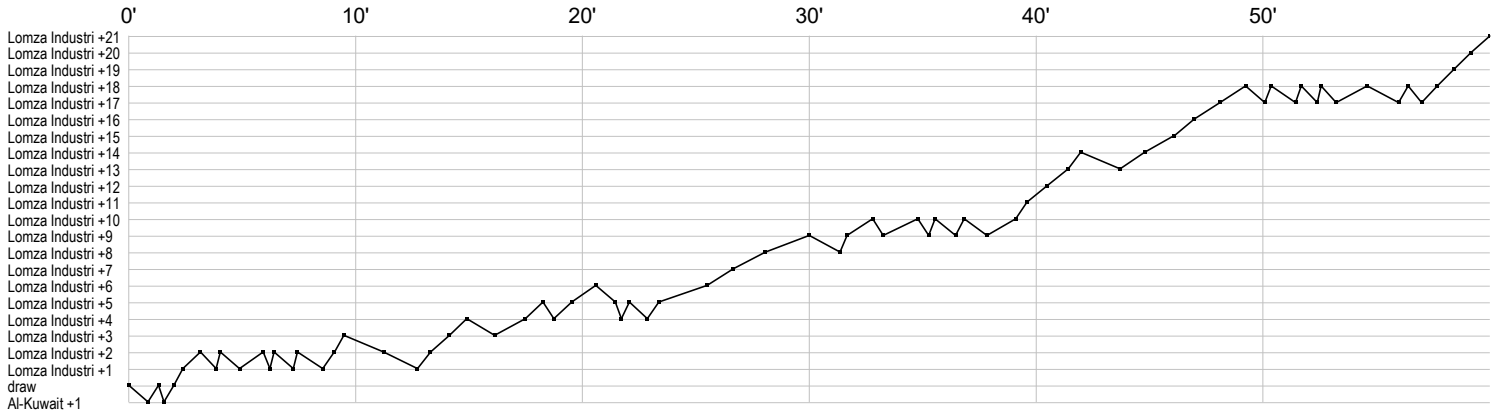
(14 - 23) (12 - 24)

19.10.2022. 12:15


Attendance: 182

Dammam Sports Hall


Referees: Boris Milosevic (CRO) / Robert Schulze (GER) / Bon-Ok Koo (KOR)



Al-Kuwait



Lomza Industria Kielce



| | | | | | |
|--------------------------|----------------------|--------------------------|--------------------------------|---------------------------|------------------------|
| In game | g Goal scored | f Missed shot | a Assist | t Technical faults | b Steal |
| 2 2min suspension | e Earned 7m | c Committed 7m | y Yellow card | r Red Card | k Blue card |
| i Earned 2min. | x Block | 4 4min suspension | p Pass for clear chance | s Saved shot | r Received goal |